



BOLD
monkey

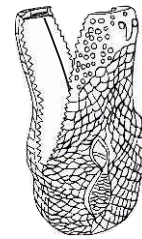
ASSEMBLY INSTRUCTIONS

SEE YOU LATER ALLIGATOR SIDE TABLE

Thank you for your purchase!

PARTS CHECKLIST:

CODE:	COMPONENTS:	QTY:
A	TOP	X01
B	BASE	X01
C	SPRING WASHER	X02
D	WASHER	X02
E	BUTTERFLY NUT	X02

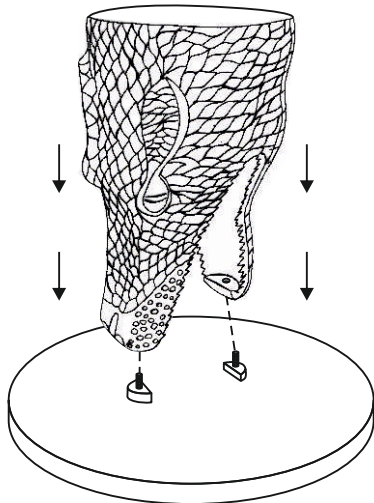


Metal Base- x01

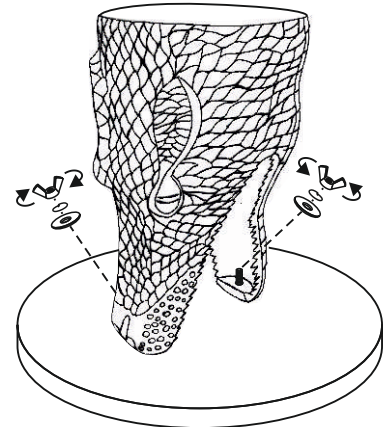


Metal Top- x01

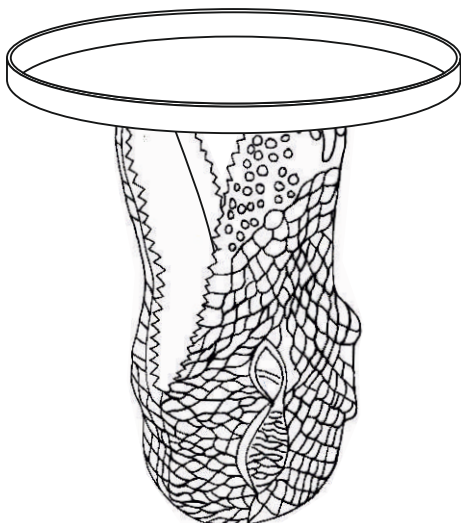
1



2



3



MAINTENANCE ADVICE

PLEASE DO NOT DISCARD ANY OF THE PACKAGING UNTIL YOU HAVE CHECKED ALL THE PARTS AND THE PACKS OF HARDWARE.

- BEFORE YOU BEGIN TO ASSEMBLE YOUR NEW PIECE OF FURNITURE, PLEASE CHECK TO ENSURE THAT ALL PARTS HAVE BEEN SUPPLIED.

- FOLLOW INSTRUCTIONS CLOSELY AS DEVIATION FROM THEM MAY VOID YOUR WARRANTY AND PRESENT A POSSIBLE SAFETY RISK.

- IT IS RECOMMENDED THAT ASSEMBLY IS DONE ON A SOFT SURFACE LIKE CARPET TO AVOID ANY DAMAGE.

- PERIODICALLY CHECK AND RE-TIGHTEN ANY FASTENERS. WIPE DOWN ALL SURFACES WEEKLY WITH A CLEAN CLOTH. DO NOT CLEAN ANY SURFACES WITH HARSH ABRASIVES OR CHEMICALS.