



---

FIREBASKET



# FIRECASK






**ASSEMBLY INSTRUCTIONS**

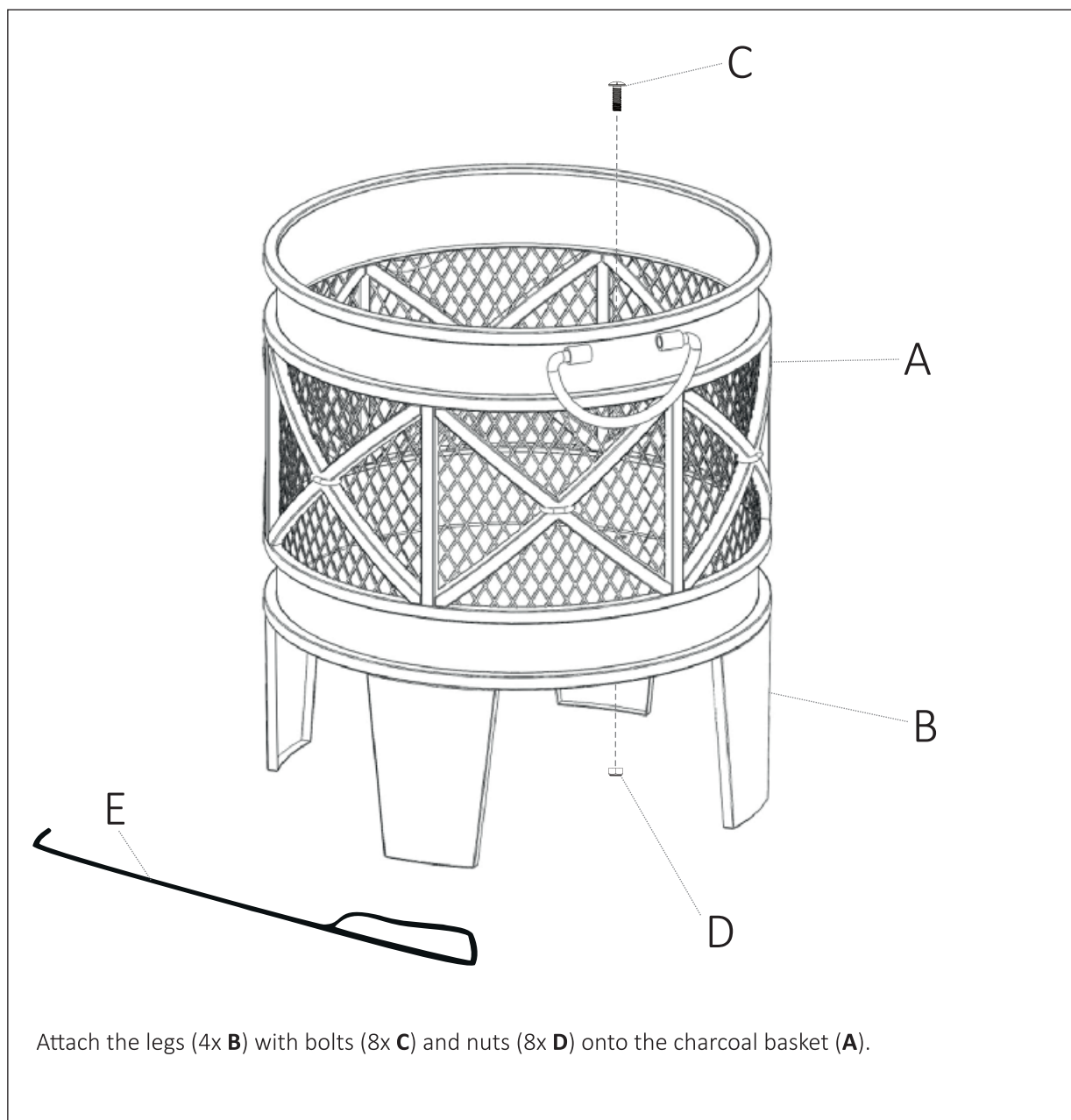
---

### Parts list

Part	Quantity	Description	Drawing
<b>A</b>	1x	Charcoal basket	
<b>B</b>	4x	Leg	

Part	Quantity	Description	Drawing
<b>C</b>	8x	Bolt (M6)	
<b>D</b>	8x	Nut (M6)	
<b>E</b>	1x	Poker	

### Assembly



 General informations:

- Intended for outdoor use. Never use indoors.
- Do not use at unventilated places!
- Keep away from all combustible materials, e.g. gasoline and other flammable liquids.
- Do only use on a smooth, non-combustible base.
- Set away from the house, balcony, garage, etc...
- Keep children and pets away from the **FIRECASK**.
- Do not overfill the **FIRECASK** and do not burn leaves or trash.
- Act with the same caution as with an open fire.
- Extinguish the fire completely before leaving.
- Caution, hot! The **FIRECASK** and the contained ashes can stay hot for a long time.
- Don't let the **FIRECASK** unattended.
- Discard the cold ashes properly.

 Cleaning and maintenance:

- Do NOT use on wood or other combustible surfaces, such as dry grass, leaves or straw.
- Do NOT use next to heat-sensitive plants, furniture or other objects.
- Do NOT set up or use near flammable objects.
- Do NOT extinguish the fire in the basket with water. The steam may otherwise raise dangerously hot ash.
- After use, clean the fire basket with a soft cloth. Do not use a wire brush.
- After using the **FIRECASK** can rust. Rub this after use with an oiled cloth on. The **FIRECASK** should be completely cleaned and dried after use. Do always cover the **FIRECASK** to avoid rust. We are not responsible for weather-related corrosion.



Read the assembly instructions carefully!



Caution! Hot! Use gloves!  
Children have to stay away of the fire basket!



Use the fire basket only outside!



Don't move the fire basket while using!



Use only lighting facilities: EN 1860-3!

---